

P 10 b

Janusz NAST

Nowe rodzaje i gatunki neotropikalnych *Fulgoridae*
w zbiorach British Museum (*Homoptera*).

New genera and species of Neotropical *Fulgoridae* in
the collection of the British Museum (*Homoptera*).

[With 19 text-figures]

Flatolystra gen. nov.

This genus, based on 5 new species described below, belongs to the subfamily *Lystrinae* and seems to be closely related to *Dilobura* Spin.

Forewings very large, nearly half as broad as long or somewhat broader, subcosta + radius distant from the costal border; the costal border with one or two large emarginations; the upper surface of the forewing with numerous nodular elevations, the lower surface with corresponding concavities; clavus closed; head with the eyes narrower than pronotum; crown short and broad, more than twice broader than long; forehead broad, much broader than long; the sixth abdominal tergite of female not elongate.

The insects have the general appearance of some representatives of the families *Flatidae* and *Eurybrachidae*, but they belong without doubt to the family *Fulgoridae*.

Geographical distribution: Peru, North Brazil, Guiana.

Typus generis: *Flatolystra unicolor* sp. nov.



Flatolystra unicolor sp. nov.

[Figs. 1, 7 and 8]

Forewing very broad, somewhat broader than the half of its length; the costal border with one emargination beyond the middle; the colour of the forewings greyish-yellowish-green, on the elevations numerous minute red spots. Hindwings dull whitish with green tint; the nerves somewhat darker, greenish, on the clavus brownish. Tho-

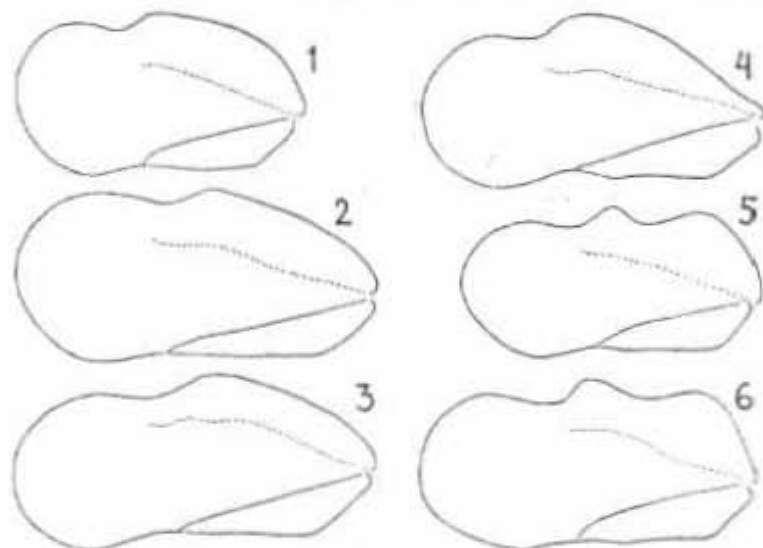


Fig. 1-6. *Flatolystra* gen. nov., left forewings. Fig. 1. *Fl. unicolor* sp. nov.; fig. 2. *Fl. ypsilon* sp. nov.; fig. 3. *Fl. basalis* sp. nov.; fig. 4. *Fl. distincta* sp. nov.; fig. 5. *Fl. bisinuata* sp. nov., holotype; fig. 6. *Fl. blairuata* sp. nov., paratype.

rax and head greyish-greenish-yellow; clypeus with two longitudinal brownish streaks. Legs of the same colour as thorax, the base of femora brown. Abdomen beneath dark brown; its upper surface paler, the first tergite pale brownish, other tergites somewhat paler with their hind margins narrowly bordered with yellowish-green. Expansion of forewings 45 mm.

Holotype male: S. E. Peru, La Union, Rio Huacamayo, 2000 ft.

Flatolystra ypsilon sp. nov.

[Fig. 2]

Forewing somewhat narrower than the half of its length; the costal border with one emargination beyond the middle. The colour of forewings whitish-green, on the elevations minute reddish spots;

along the claval suture on the clavus beyond the base of forewing, a brownish-black line, reaching to the middle of the suture; this line bifurcates before its end, giving a short brownish-black line directed towards the middle of the wing; on the costal border, near the base, a brownish spot, from which a weak brownish streak leads

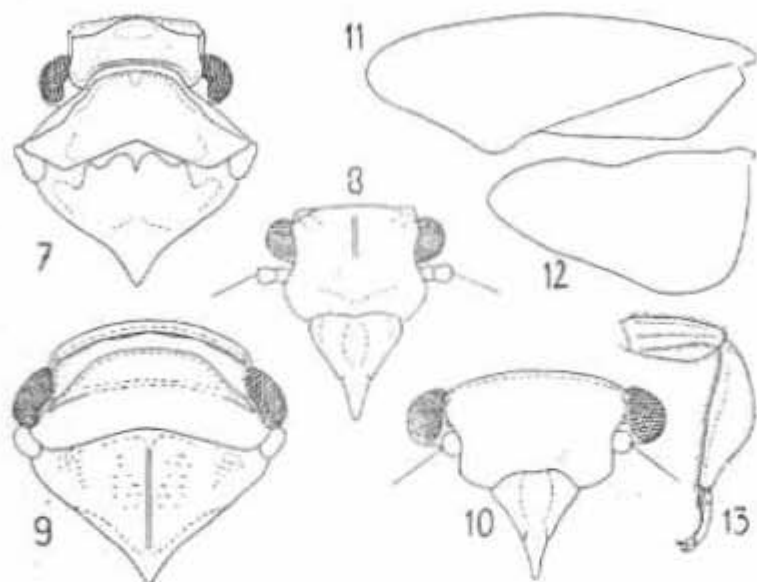


Fig. 7-15. Fig. 7. *Flutolystra unicolor* sp. n., head and thorax from above; fig. 8. *Fl. unicolor* sp. nov., head in frontal view; fig. 9. *Katariana jassoides* sp. nov., head and thorax from above; fig. 10. *K. jassoides* sp. nov., head, frontal view; fig. 11. *K. jassoides* sp. nov., forewing; fig. 12. *K. jassoides* sp. nov., hindwing; fig. 13. *K. jassoides* sp. nov., anterior leg.

perpendicularly to the costal border. Scutellum pale brown. Head and the rest of thorax yellowish green with minute red spots. Forehead with a sinusoidal small blackish band parallel to the upper border; two spots on the lateral borders at the height of antennae, two spots below near the middle, and two spots on the lower border near clypeus, black. Clypeus with brownish spots. Legs green with brownish-black spots. Abdomen pale brown. Expansion of forewings 55 mm.

Holotype female: Brazil, Pará, A. M. MOSS;

Paratype female: British Guiana, Berbice R. (an immature specimen).

Flatolystra basalis sp. nov.

[Fig. 5]

Forewing somewhat narrower than the half of its length; the costal border with one emargination beyond the middle. Forewings dull whitish with minute reddish spots on the elevations; the nerves brownish; the elevations in the apical part of the wing nearly entirely covered with amalgamated red spots; the basal part of the forewing brown, separated from the rest by a small black band; a part of the forewing adjacent to the emarginations somewhat more transparent and darker than the rest, and this part is narrowly bordered with black from the side of the base. Hindwings dull whitish, the nerves brown. Only tibiae and tarsi with transverse brownish spots. Crown, pronotum and scutellum greenish-brown with brownish-red spots. Abdomen brown, its upper surface with dark spots, the lower surface unicolorous. Expansion of forewings 55 mm.

Holotype male: Guyane Française, Nouveau Chantier, Collection LE MOULT.

Flatolystra distincta sp. nov.

[Fig. 4]

The costal border with one emargination beyond the middle; the space between Sc+R and the costal border before the emargination, very wide, tapering gradually towards the base of the wing; apex of the forewing rounded. The colour of the body very similar to that in *F. basalis* sp. nov.; forewings with numerous red spots, the tops of the elevations olive-green; on clavus and on a part of corium adjacent to clavus, very numerous minute black spots. Hindwings dull whitish with a greyish tint, the nerves brownish. Expansion of forewings 55 mm.

Holotype female: British Guiana, New River Hd. Boundary, 2000—2500 ft., 24—30 IV 1958, C. A. HUDSON.

Flatolystra bisinuata sp. nov.

[Figs. 5 and 6]

Forewing twice as long as broad; the costal border with two emarginations, one in one third and the second in two thirds of the length of forewing. Forewings whitish with numerous minute red spots, giving them a reddish tint. On the clavus, near the base, along the claval suture a small brownish line; on the whole surface of forewing irregularly scattered brownish spots. Hindwings white, the

nerves yellowish, here and there with minute red spots. Forehead with an indistinct brownish band near the upper border, and two brownish spots on the lateral border near clypeus. In the middle of clypeus an indistinct brownish transverse band, continuing to the coxae of forelegs and the sides of thorax. Legs of the same colour as the body, spotted with brown. Abdomen brown. Expansion of forewings: holotype — 44 mm., paratype — 49 mm.

Holotype female: Brazil, Pará, A. M. MOSS;

Paratype female: British Guiana, New River, c. 750 ft., 18-19 II 1958, C. A. HUDSON.

The specimen from the British Guiana (paratype) differs somewhat from the holotype from Pará. It is considerably longer (expansion 49 mm.), the coloration of forewings similar, but more pale brownish with the reddish tint less marked. The sole remarkable difference is in size, which in my opinion cannot justify its consideration as a distinct species.

Kutariana gen. nov.

This genus belongs to the subfamily *Lystrinae* and can be placed near *Tabocasa* DIST. Head with eyes broader than pronotum; forehead very broad, nearly twice as broad as long, rugose and without carination; crown very short and broad, nearly 10 times broader than long in the middle, broadly arched. Pronotum with the hind border slightly sinuate, nearly straight; disc with a transverse ridge before the middle. Scutellum twice as long as pronotum, with a longitudinal carina in the middle. Forelegs with femora and tibiae compressed, the internal sides of tibiae distinctly arched. Forewing obliquely truncate at the end, with a conspicuous rounded projection beyond the end of clavus. The sixth abdominal tergite of male¹⁾ elongate, as long as the third and fourth together, with three longitudinal carinae.

Geographical distribution: British Guiana.

Typus generis: *Kutariana jussoides* sp. nov.

¹⁾ An exceptional case of an elongation in the male sex.

Kutariena jassoides sp. nov.

[Figs. 9, 10, 11, 12 and 15]

Head and thorax pale chocolate brown; the upper edge of forehead yellowish; the margins of crown yellow; the anterior margin of pronotum white; ridge on pronotum pale, near the eyes white; the margins of scutellum yellow. Legs brownish-red, anterior tibiae

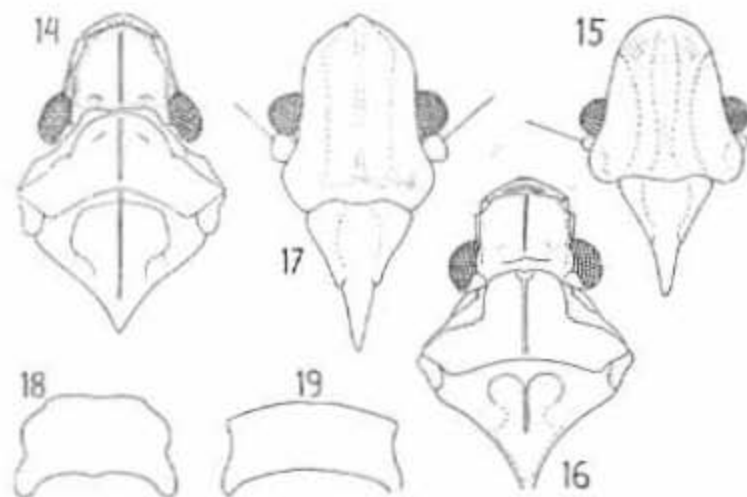


Fig. 14--19. Fig. 14. *Neocynthus crassus* sp. nov., head and thorax from above; fig. 15. *N. crassus* sp. nov., head in frontal view; fig. 16. *Episcius guineensis* sp. nov., head and thorax from above; fig. 17. *E. guineensis* sp. nov., head in frontal view; fig. 18. *Aracyanthus fulvipes* sp. nov., crown; fig. 19. *A. sanguineus* (OLIV.), crown.

more fuscous-brown. Abdomen brownish-green, the upper surface brown. Forewings brownish-green; the nerves paler, yellowish-brown, here and there green. Hindwings dull brownish-black, the basal half blue, but all the longitudinal veins on it remain black. Expansion of forewings 44 mm.

Holotype male: British Guiana, Kutari Sources, Jan.-Feb. 1956. G. A. HUDSON.

Neocynthus gen. nov.

This genus, belonging to the subfamily *Aphaeninae* is related to the following Neotropical genera: *Aracyanthus* STÅL., *Abrahameria* DIST., *Obia* DIST., *Episcius* SPIN. and *Echetra* WALK.

Head with eyes narrower than pronotum. Crown broader than long, with a strong longitudinal carina. Forehead tectiform with a broad central longitudinal carina and with two lateral carinae somewhat weaker. The upper part of forehead is produced forwards and upwards so as to be visible from above. Rostrum reaches beyond hind coxae. Pronotum with a longitudinal percurrent carina; lateral carinae strong. Scutellum with a longitudinal central carina; lateral carinae indistinct. Forewings long and narrow, about 3 times as long as broad, elliptical at the end. Hindwings are shorter and comparatively narrow. Hind tibiae with 5-6 spines.

Geographical distribution: North Brazil, Colombia.

Typus generis: *Neocynthus crassus* sp. nov.

Neocynthus crassus sp. nov.

[Figs. 14 and 15]

Head and thorax dull brownish-green; a distinct black strip runs along the sides of pronotum below the lower carina, occupying the space below eyes and is prolonged on the forehead below its upper margin. The longitudinal carina on crown, the anterior part of pronotal carina and the lateral carinae on scutellum, black. Abdomen above pale green, beneath greenish-yellow; genitalia brownish, anal tube black. Legs yellowish-green; fore and intermediate tibiae with transverse brown spots; all tarsi brown. Forewings brownish-green, here and there dark brown and yellowish; nerves partially brown. Hindwings brownish-black; the base bright green, and this colour extends towards the middle of the wing in form of strips along the nerves; some irregular brown spots on green part, and a transparent spot near the border before apex; along the anal border the wing is pale brown. Expansion of forewings: holotype — 48 mm., paratype — 52 mm.

Holotype male: Brazil, Pará, coll. A. M. MOSS;

Paratype male: Colombia, Prov. of Cundinamarca, New Granada (specimen immature).

Episcius SPINOLA

Although the following new species differs somewhat in shape of head from the genotype (*E. guérini* SPIN.) it may be placed in the genus *Episcius* SPIN.

Episcius guianensis sp. nov.

[Figs. 16 and 17]

Head considerably shorter than in other species of this genus, as broad as long. Generally very similar to *E. boliviana* DIST., but with forewings rounded at the end, not truncate and concave as in above-mentioned species, and with the basal part somewhat paler; forewings and crown heavily spotted with white. Hindwings orange at base; apical third vitreous, the border between these two parts covered with brown spots. Abdomen yellowish-orange. Legs with irregular brown-red spots. Rostrum reaching to the middle of sixth abdominal sternite. Expansion of forewings 58 mm.

Holotype female: British Guiana, Essequibo R., Moraballi Creek, 9 XII 1929, Oxford Univ. Expedition.

Aracynthus STÅL

There is only one species referred to this genus, *A. sanguineus* (OLIV.). I decided to describe the following new species under this generic name, although it differs somewhat in the shape of head and forewings from the genotype of this genus [Fig. 19].

Aracynthus fulmineus sp. nov.

[Fig. 18]

Crown longer than in *A. sanguineus* (OLIV.), twice as broad as long (in the previous species $2\frac{1}{2}$ as broad as long). Forehead with the median carina bifurcated slightly higher than in *A. sanguineus* (OLIV.); all the carinae in the upper part of forehead indistinct. Forewings somewhat broader and not narrowed apically; they are whitish with three slight brownish transverse oblique streaks: the first near the base, the second in the middle of the wing and the third, very short, near the emargination of the costal border; the apical part of the wing more vitreous with irregular minute black lines. Hindwings green at the base, this colour passes gradually into bright yellow; the apical third is vitreous; on the coloured part some irregular brownish spots, partially coalescent; between the coloured and vitreous parts a brownish s-shaped band. Abdomen above and beneath green, the sixth tergite somewhat longer than the fifth, its hind border black. Expansion of forewings 78—79 mm.

Holotype female and paratype female: Brazil, Sta Catharina, Hausa Humboldt, 26°S, 50°W, 100 m., II 1950, A. MALLER.

STRESZCZENIE.

Autor na podstawie materiałów British Museum podaje opisy trzech nowych rodzajów i 9 nowych gatunków neotropikalnych, a mianowicie: *Flatolystra unicolor* gen. nov., sp. nov., *Fl. ypsilon* gen. nov., sp. nov., *Fl. basalis* gen. nov., sp. nov., *Fl. distincta* gen. nov., sp. nov., *Fl. bisinuata* gen. nov., sp. nov., *Kutariana jassoides* gen. nov., sp. nov., *Neocynthus crassus* gen. nov., sp. nov., *Episcius guianensis* sp. nov. i *Aracynthus fulmineus* sp. nov.
